


● FEATURES

- STABLE TEMPERATURE CHARACTERISTICS
- CUSTOM SPECIFICATIONS AVAILABLE

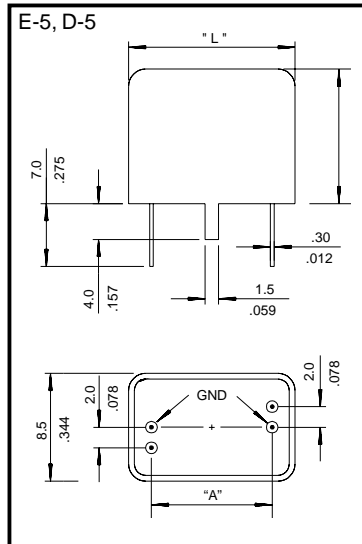
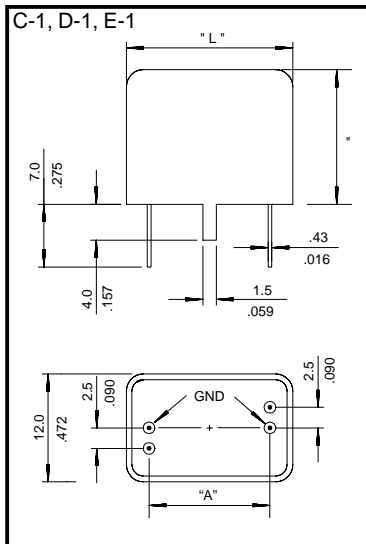
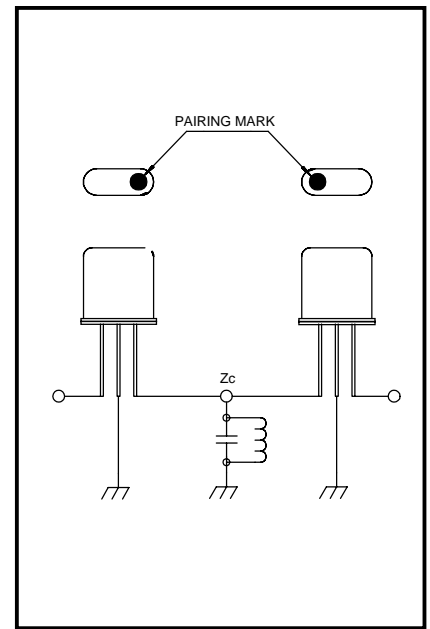
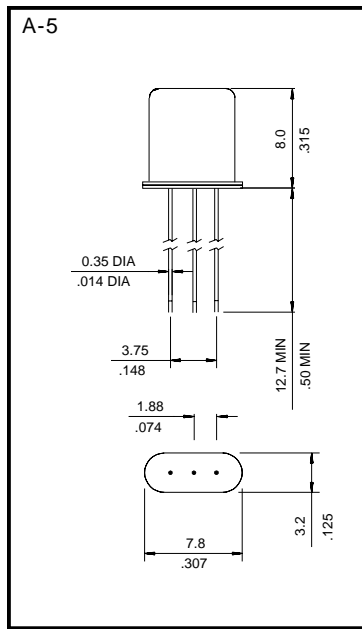
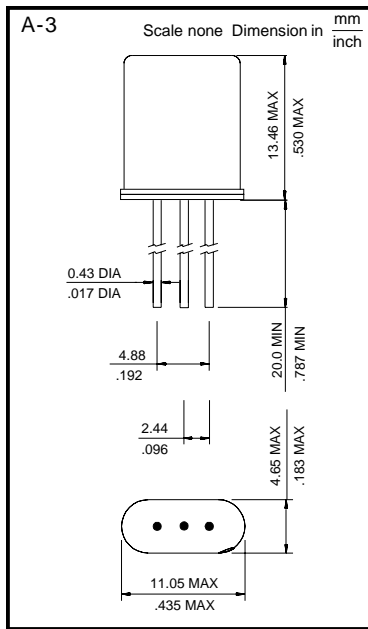
● SPECIFICATIONS

CHANNEL SPACING	MODEL	CENTER FREQUENCY kHz	PASS BANDWIDTH		RIPPLE dBm MAX	INSERTION LOSS dB MAX	STOP BANDWIDTH		TERMINATING IMPEDANCE k // pF	CASE STYLE	POLES
			kHz MIN	dB			kHz MAX	dB			
12.5 KHZ	10M7A	10700	±3.50	3	0.5	1.5	±12.5	18	1.2//5	A-3	2
	10M7B	10700	±3.50	3	1	2.5	±12.5	40	1.2//3	A-3x2	4
	10M8C	10700	±3.75	3	2	3.5	±12.5	65	1.6//4	C-1	6
	10M8D	10700	±3.75	3	2	4	±12.5	90	1.6//4	D-1	8
	10M8E	10700	±3.75	3	2	5	±10.5	90	1.6//4	E-1	10
	10H8D	10700	±3.75	3	2	4	±12.5	90	0.91//25	FK-51	8
	10T8D	10700	±3.75	3	2	4	±12.5	90	0.91//25	FK-50	8
	21H8D	21400	±3.75	3	2	4	±12.5	90	0.91//25	FK-51	8
	21T8D	21400	±3.75	3	2	4	±12.5	90	0.91//25	FK-50	8
	21U8A	21400	±3.75	3	0.5	1.5	±18.0	20	0.85//6	A-5	2
	21U8B	21400	±3.75	3	1	2.5	±14.0	40	0.85//4	A-5x2	4
	21U8C	21400	±3.75	3	2	3	±12.5	65	0.85//4	D-5	6
	21U8D	21400	±3.75	3	2	4	±12.5	90	0.85//4	D-5	6
	21U8E	21400	±3.75	3	2	5	±10.0	90	0.85//4	E-5	10
20.0 KHZ	10M12C	10700	±6.0	3	2	3	±20.0	65	3.0//1.5	C-1	6
	10M12D	10700	±6.0	3	2	3.5	±20.0	90	3.0//1.5	D-1	8
	10H12D	10700	±6.0	3	2	4	±20.0	90	0.91//25	FK-51	8
	10T12D	10700	±6.0	3	2	4	±20.0	90	0.91//25	FK-50	8
	21H12D	21400	±6.0	3	2	4	±20.0	90	0.91//25	FK-51	8
	21T12D	21400	±6.0	3	2	4	±20.0	90	0.91//25	FK-50	8
	21U12A	21400	±6.0	3	0.5	1.5	±25.0	20	1.2//3	A-5	2
	21U12B	21400	±6.0	3	1	2	±20.0	40	1.2//2	A-5x2	4
	21U12C	21400	±6.0	3	2	2.5	±20.0	65	1.2//2	D-5	6
	21U12D	21400	±6.0	3	2	3	±20.0	90	1.2//2	D-5	6
	21U12E	21400	±6.0	3	2	4	±16.0	90	1.2//2	E-5	10



CHANNEL SPACING	MODEL	CENTER FREQUENCY kHz	PASS BANDWIDTH		RIPPLE dBm MAX	INSERTION LOSS dB MAX	STOP BANDWIDTH		TERMINATING IMPEDANCE k // pF	CASE STYLE	POLES
			kHz MIN	dB			kHz MAX	dB			
25	10M15A	10700	±7.5	3	0.5	1.5	±25	18	3.0//2	A-3	2
	10M15B	10700	±7.5	3	1	2	±25	40	3.0//2	A-3x2	4
	10M15C	10700	±7.5	3	2	2.5	±25	65	3.0//2	C-1	6
	10M15D	10700	±7.5	3	2	3.5	±20	80	3.0//2	D-1	8
	10M15E	10700	±7.5	3	2	4	±17.5	90	3.0//2	E-1	10
	10H15D	10700	±7.5	3	2	4	±25	90	0.91//25	FK-51	8
	10T15D	10700	±7.5	3	2	4	±25	90	0.91//25	FK-50	8
	21H15D	21400	±7.5	3	2	4	±25	90	0.91//25	FK-51	8
	21T15D	21400	±7.5	3	2	4	±25	90	0.91//25	FK-50	8
	21U15A	21400	±7.5	3	0.5	1.5	±25	18	1.6//3	A-5	2
	21U15B	21400	±7.5	3	1	2	±25	40	1.6//2	A-5x2	4
	21U15C	21400	±7.5	6	2	2.5	±25	65	1.6//2	D-5	6
	21U15D	21400	±7.5	6	2	3.5	±25	90	1.6//2	D-5	8
	21U15E	21400	±7.5	6	2	4	±18	90	1.6//2	E-5	10
20.0	10M30A	10700	±15.0	3	0.5	1.5	±50.0	18	5	A-3	2
	10M30B	10700	±15.0	3	1	1.5	±50.0	40	5.5//1	A-3x2	4
	10M30C	10700	±15.0	6	2	2.5	±45.0	60	5.5//1	C-1	6
	10M30D	10700	±15.0	6	2	3.5	±40.0	80	5.5//1	D-1	8
	21U30A	21400	±15.0	3	0.5	1.5	±45.0	15	1.5//1.5	A-5	2
	21U30B	21400	±15.0	3	1	2	±50.0	40	2.0//0.5	A-5x2	4
	21U30C	21400	±15.0	3	2	2.5	±50.0	65	2.3//0.5	D-5	6
	21U30D	21400	±15.0	3	2	3	±50.0	80	2.3//0.5	D-5	6
	10H30D	10700	±15.0	3	2	4	±50.0	80	0.91//25	FK-51	8
	10T30D	10700	±15.0	3	2	4	±50.0	80	0.91//25	FK-50	8
	21H30D	21400	±15.0	3	2	4	±50.0	80	0.91//25	FK-51	8
	21T30D	21400	±15.0	3	2	4	±50.0	80	0.91//25	FK-50	8





CASE	C-1	D-1	E-1	D-5	E-5
A	9.0 mm 0.354 inch	13.4mm .530 inch	17.8 mm .700 inch	7.4 mm .290 inch	9.8 mm .385 inch
L	15.0 mm .590 inch	18.5mm .730 inch	23.0 mm .905 inch	11.0 mm .433 inch	13.4 mm .530 inch
H	15.0 mm .590 inch	15.0 mm .590 inch	15.0 mm .590 inch	11.0 mm .433 inch	11.0 mm .433 inch

